



# **Hills**® *Everyday*

## **Post Kit Folding Frame Clothesline**

Product Manual



## Congratulations

Congratulations on the purchase of your new **Hills Everyday Folding Frame Clothesline Post Kit**. It is important that you read this Product Manual thoroughly before installation and use. In this way you will benefit from all the design features and enjoy safe use of the product. Thank you for choosing Hills.

## Warning

- Do not allow children or pets to swing on your Clothesline or items of laundry.
- Ensure when raising and lowering your Clothesline that bystanders (in particular children) are standing well clear.
- Do not use your Folding Clothesline for any purpose other than to hang and dry washing.
- Do not use your Clothesline if parts are worn or damaged.
- Do not allow the frame to lower in an uncontrolled manner as damage or injury may result.

Patents and Registered Designs apply to this product.

Please retain this Product Manual. Record the following information for future reference.

Product Number (printed on carton): \_\_\_\_\_

Date of purchase: \_\_\_\_\_

Name and location of store: \_\_\_\_\_

\_\_\_\_\_

\_\_\_\_\_

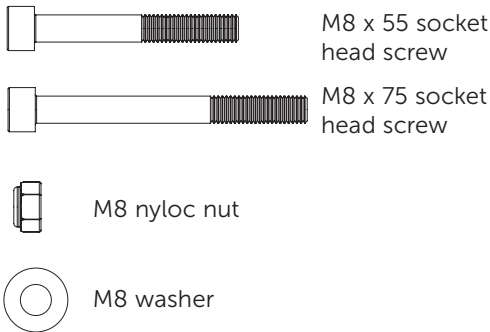


Designed and tested under a Quality System that meets Hills demanding quality specifications.

Made in China

### Carton contents

Part name	Qty.
Post - fixed	2
Cross brace	1
Product manual	1
Post kit accessory bag (includes): 2 x M8 x 75 ZP socket head screw 2 x M8 x 55 ZP socket head screw 4 x M8 ZP nyloc nuts 1 x hex key 6mm 8 x M8 washer	1

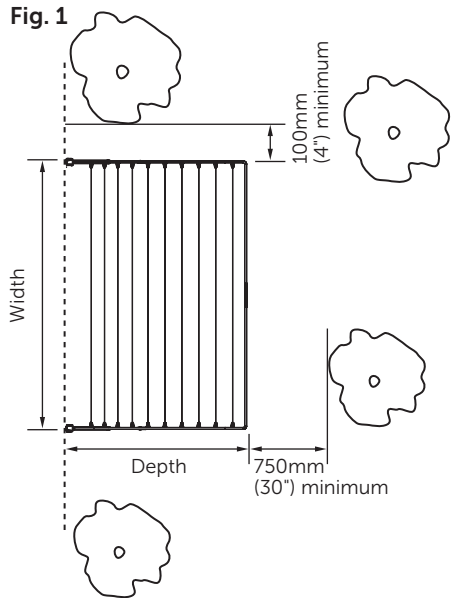


### Step 1 – Unpacking the Folding Frame Clothesline Post Kit

Check all components are in the carton (refer to tables above for your model).

### Step 2 – Select a suitable location

- 2.1 Select a suitable location for your Post mounted Folding Frame Clothesline.
- 2.1 Ensure you have left sufficient space surrounding the Clothesline (**Fig. 1**). We recommend 0.1m each side and 0.75m in front.



Ensure area is free from pipes and obstructions

### Product Dimensions

Product	Width (mm)	Depth (mm)
Double Folding Frame Clothesline	2250	1200
Single Folding Frame Clothesline	2250	1200

## Step 3 – Installing the Post Kit

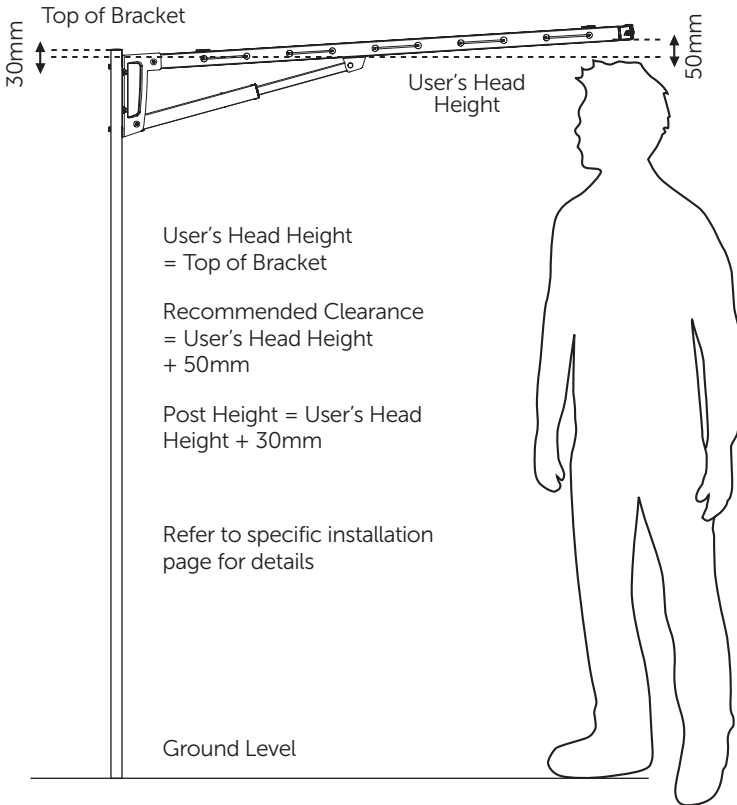
**3.1** You will require the following materials and tools:

- Pre-mix concrete
- Coarse gravel
- Spade
- Tape measure
- Spirit level

## Post Hole Centres

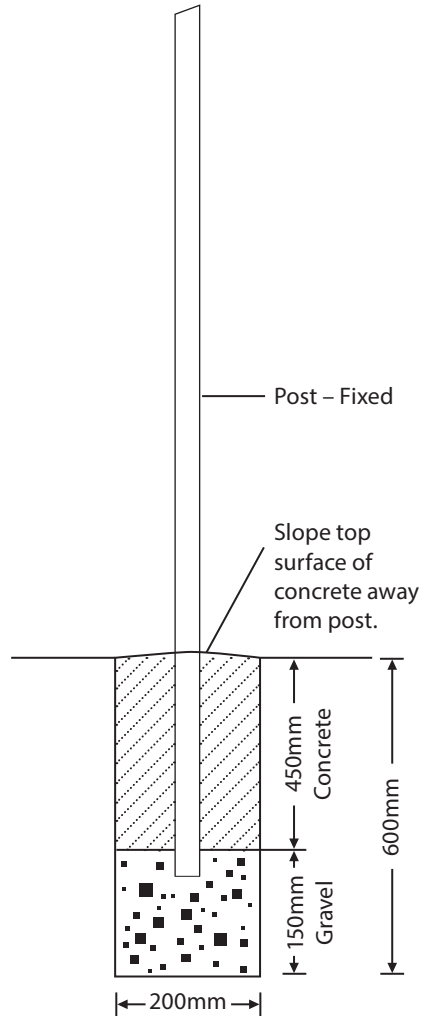
Product	Centres (mm)
Double Folding Frame Clothesline	2200
Single Folding Frame Clothesline	2200

### Recommended Installation Height



## Step 4 – Installing Fixed Posts

- 4.1 Having selected a suitable location, dig two holes approximately 200mm diameter x 600mm deep at hole centres to suit your product (see Post Hole Centre Chart on pg. 4). Place approximately 150mm of coarse gravel into the hole.
- 4.2 Place Posts into the hole. Push the base of the Posts into the gravel until the recommended height is achieved. We recommend that the Spreader Bar of your Folding Frame Clothesline is installed 50mm above your typical user head height, therefore the top of the Posts must be installed 30mm above user head height (refer to diagram pg. 4).
- 4.3 Loosely fasten the Cross Brace to the top hole in each Post using the M8 x 80mm socket head bolts.
- 4.4 Support and check (using a spirit level and tape measure) that the Posts are parallel with each other and level, both vertically and horizontally.
- 4.5 Concrete Posts into position. Concrete should be damp enough to hold together when squeezed in your hand. Pack the concrete firmly and settle by poking with a thin stick. Slope the top surface of the concrete away from the Posts to provide drainage away from the Post.
- 4.6 Re-check Posts are parallel and level, then allow concrete to set thoroughly for at least 24 hours before final product assembly.



## 10-Year Warranty\*

\*In addition to other rights and remedies that may be available under any applicable law, AMES Australasia Pty Ltd warrants to the purchaser of the product (customer) that this Post Kit will be free from defects in workmanship and materials for 10 years from the date of purchase of the product. If a defect in material or workmanship becomes evident during that period, AMES Australasia Pty Ltd will, at its option, either:

- replace the product; or
- refund to the customer the purchase price paid by the customer for the product.

In the event of such a defect, the product should be returned to the place of purchase of the product by the customer, together with proof of purchase, for replacement or refund. Any handling and transportation (and other expenses incurred in claiming under this warranty) are not covered by this warranty and will be borne by the customer, not AMES Australasia Pty Ltd.

The obligation of AMES Australasia Pty Ltd under this warranty is limited to the circumstances set out above and is subject to:

- the product not having been altered, tampered with or otherwise dealt with by any person in a manner other than as intended in respect of the relevant product; and
- the product not having been used or applied in a manner that is contrary to customary usage or application of the relevant product or contrary to any stated instructions or specification of AMES Australasia Pty Ltd (or its related bodies corporate).

For products purchased in Australia:

Our goods come with guarantees that cannot be excluded under the Australian Consumer Law.

You are entitled to a replacement or refund for a major failure and compensation

for any other reasonably foreseeable loss or damage. You are also entitled to have the goods repaired or replaced if the goods fail to be of acceptable quality and the failure does not amount to a major failure.

For products purchased in New Zealand:

Our goods come with guarantees that cannot be excluded under the Consumer Guarantees Act.

AMES Australasia Pty Ltd will comply with our obligations to you under the Consumer Guarantees Act.

AMES Australasia Pty Ltd  
ABN 89 169 427 061  
Level 1, 660 Doncaster Road,  
Doncaster Vic 3108  
Phone: 1300 300 564

Email: [hhl.enquiries@amesau.com](mailto:hhl.enquiries@amesau.com)

## Hills Contacts

We are committed to providing you with complete customer satisfaction. If you have any questions or comments about our products or services please contact your nearest Customer Service Centre during their local business hours:

### **Australia**

1300 300 564

### **New Zealand**

0800 021 027

### **Email**

[hhl.enquiries@amesau.com](mailto:hhl.enquiries@amesau.com)

### **Hills Websites**

**[hillshome.com.au](http://hillshome.com.au)**

Hills Home Living

**[hillshome.com.au/need-help/](http://hillshome.com.au/need-help/)**

Hills Consumer Advice

**AMES Australasia Pty Ltd**  
A.B.N. 89 169 427 061  
Issue Mar 2019  
HD10680c

